

## THE GLOBAL WARMING HIATUS

On the 24<sup>th</sup> of December 2012 <sup>(1)</sup> Phil Jones, Head of the UK's Climate Research Unit (CRU) issued a media release which stated that, on this date, global warming had stopped 17 years ago and was not expected to resume for at least 5-10 more years. This meant that all six research centres supplying temperature data to the UN's Intergovernmental Panel on Climate Change (IPCC) had, on that date, agreed that global warming had stopped for between 17-23 years <sup>(2)</sup>, depending on what data set was being used.

Since then, the Head of the IPCC, Rajendra Kumar Pachauri, has been quoting these figures as he travels around the World. For instance, in an interview reported on the front page of The Australian newspaper on the 21<sup>st</sup> of February 2013, the Head of the IPCC confirmed this, and stated the "hiatus" in warming was likely to continue for at least another five to ten years. Condescendingly, referring to sceptics, he now stated that "...*open discussion about controversial science and politically incorrect views was an essential part of tackling climate change.*"

Without the slightest blush of embarrassment, nor a hint of an apology, the Greens want us to forget that this same man travelled the World telling audiences that all sceptics were "*flat earthers*" who should not be heard, and were wrong to deny '*the overwhelming weight of scientific evidence*'. We now find that the sceptical scientists were right, and '*the overwhelming weight of scientific evidence*' was wrong and all his briefings around the World for the past two decades had been misleading.

What is more worrying was the Green scientists and the IPCC, although doing their best to hide this hiatus from the public for nearly a decade, had known about this hiatus and had just hoped it would go away.

Let us look at what this Green "scientific consensus" announcement means and draw some "*politically incorrect*" conclusions.

Does this mean?

- That all the thousands of 'unusual' events that have been heralded around the World as evidence of global warming and impending Climate Armageddon in this 17-23 year period have not been 'unusual' but natural, and have not been caused by global warming.
- With the IPCC issuing its first report in 1990, 23 years ago, all its reports have been about a problem that stopped in the same year or shortly thereafter. Does this mean that all the predictions in their four reports to date are wrong?
- That Man's CO<sub>2</sub> is not dominant in driving global temperatures. If the warming effect of all the CO<sub>2</sub>, including Man's small input (as well as all other natural warming elements), can be halted in their tracks by natural cooling, then Man's CO<sub>2</sub> cannot be a major player.
- If Man's CO<sub>2</sub> effect is now considered minor, why are we spending billions on reducing Man's CO<sub>2</sub> by 20%?

- If the climate now appears to be behaving normally, can we assume that we will not see “Climate Armageddon”?

What is normal climate?

### **The Null Hypothesis**

Normal or natural climate is what sceptical scientists refer to as the “Null Hypothesis”. When the Greens raised their concerns about man-made catastrophic global warming both Green and sceptical scientists agreed that normal climate had the following characteristics:

- Alternating multi-century warm and cool periods (400-600 years), within which there were alternating multi-decade warm and cool periods (20-30 years).
- That we were coming out of The Little Ice Age, the coldest 550 year period for the past 11,000 years and entering the “The Current Warming Period”.
- In this current warming period (of probably 400-600 centuries), there would be an underlying warming trend overlaid by alternating multi-decade warm and cool periods (20-30 years).

The Greens made it very clear that because of the dominance of CO<sub>2</sub> in determining global temperatures, and the exponential growth of Man’s CO<sub>2</sub>, their theory showed that there would be a dramatic change to the natural climate (the null hypothesis) to the detriment of Mankind. To quote a Green activist this dramatic change would have us half way to “frying and dying” by the year 2000.

If their theory, and their whole campaign based on this theory was wrong, all we would see in the future was natural climate - the Null Hypothesis. The Greens’ task was to show that there was a significant change occurring to the natural climate. So confident were they in their theory that the Greens said that we would **never** see global warming stop while CO<sub>2</sub> concentrations continued to rise.

There would be two indicators that would demonstrate that there was a significant change to the natural climate. First, the multi-decade warming period which had begun in 1970 would be dramatically warmer, unlike all other similar warming periods and, secondly, this warming period would not end in 20-30 years but would continue as long as CO<sub>2</sub> concentrations rose.

### **What Has Happened?**

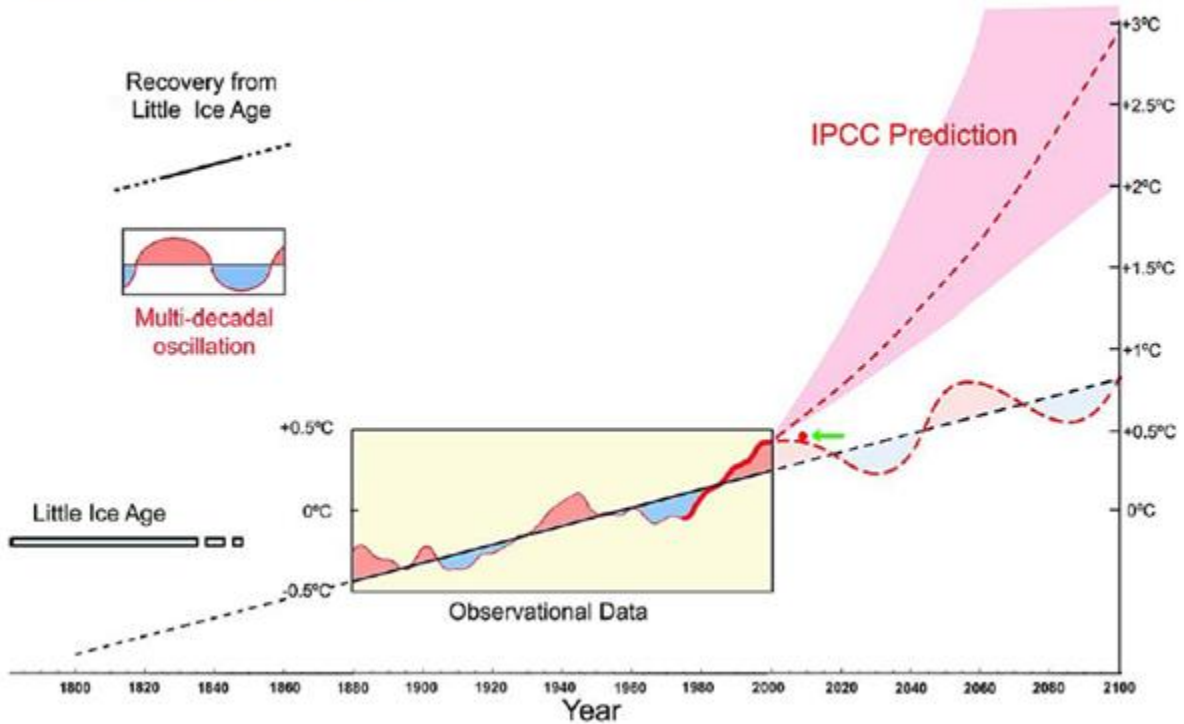
The small underlying warming trend in the Current Warming Period has not changed. The temperature rise that occurred between 1700-1800 and 1800-1900 cannot be statistically differentiated between the temperature rise between 1900-2000.

Comparing the past three multi-decade warming periods, the 1915-1945 period was numerically the warmest period, with the earlier 1860-1888 period being the coolest with the latest 1970-1998 period sitting between the two others. However, statistically none of them stand out as significantly different.

Finally, even though CO<sub>2</sub> concentrations continue to rise exponentially, the Green scientists now agree that the recent multi-decade warming period ended after

20-26 years (whereas sceptical scientists believe it ended after 28 years). All of which is natural climate and none of which can be considered as a significant departure from the Null Hypothesis. This is shown in the graph below.

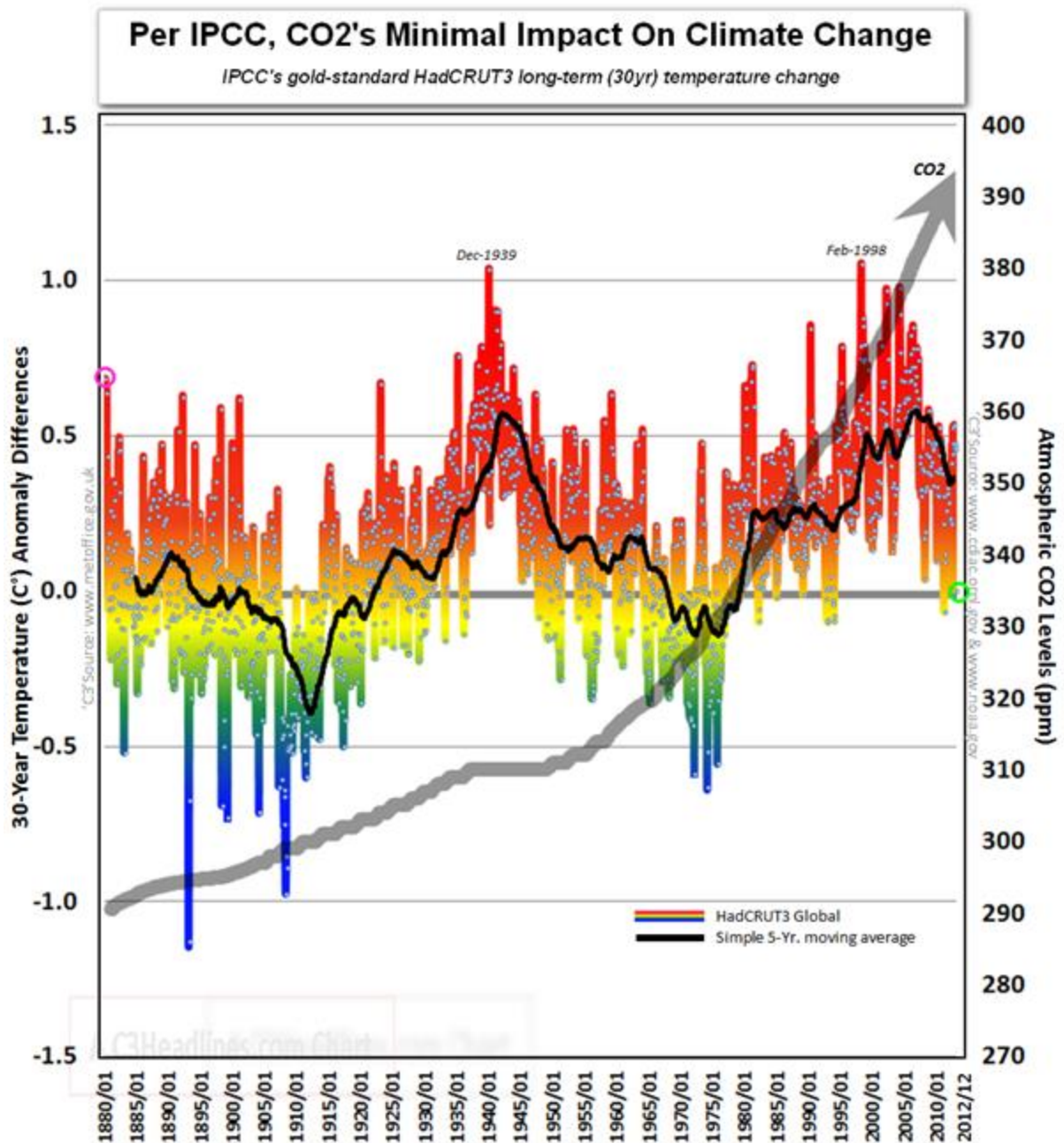
### What is Really Going On



### The Correlation between CO<sub>2</sub> and Global Temperatures.

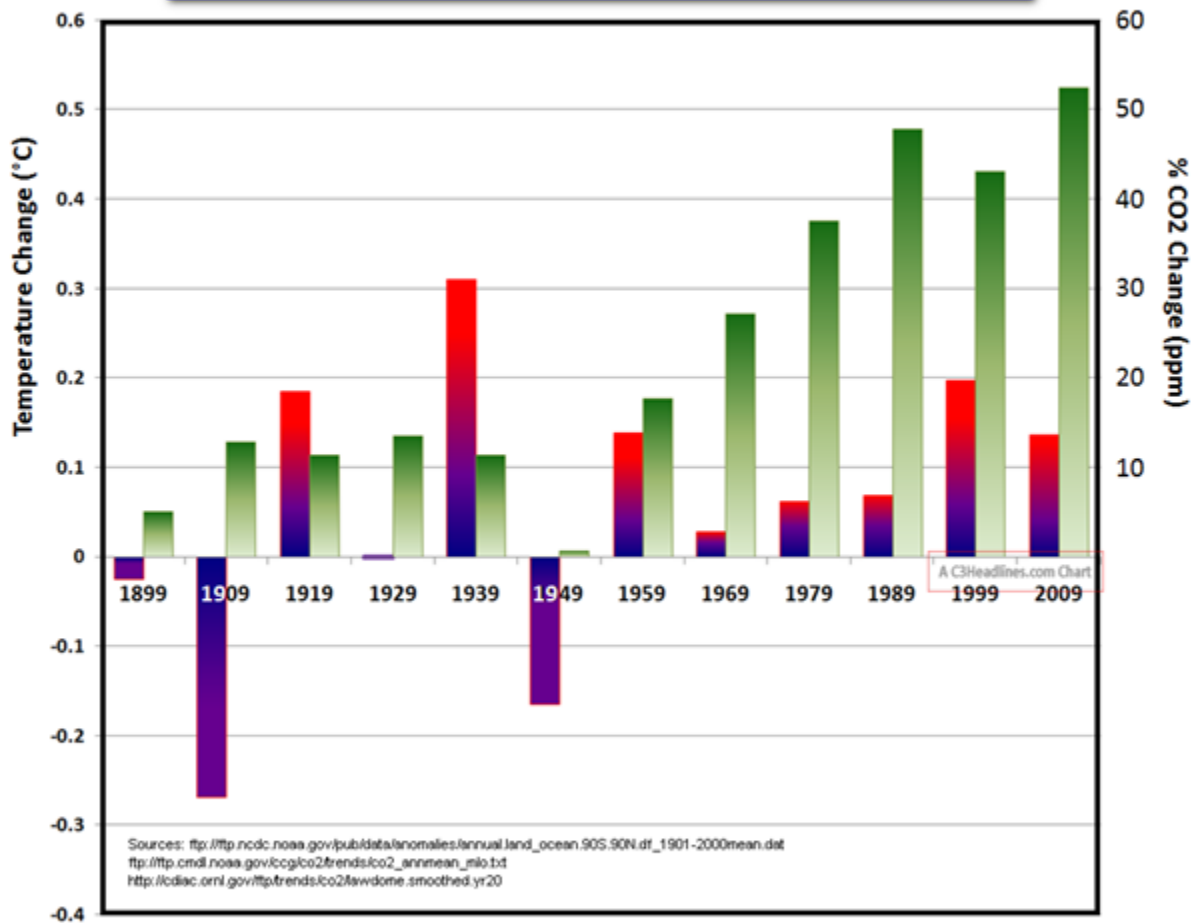
The Greens' theory requires a tight correlation between CO<sub>2</sub> concentrations and global temperatures for their assertion that Man's CO<sub>2</sub> is a dominant driver of global temperatures. There is no such correlation as indicated in the following graphs.

The first graph shows the lack of correlation of all CO<sub>2</sub> (natural; and Man's small contribution, if any – the grey line) and the alternating global warm and cool temperatures (the black line).



The second graph below shows the lack of correlation more clearly. It looks at the percentage changes in global temperatures and CO<sub>2</sub> concentrations in every decade between 1890 and 2009. If there was a tight correlation between CO<sub>2</sub> concentrations (shades of green bars) and global temperatures (red/blue and purple bars), the same percentage changes in CO<sub>2</sub> concentrations (shades of green bars) would produce the same percentage changes in global temperatures. This just does not happen. There is no correlation of any significance.

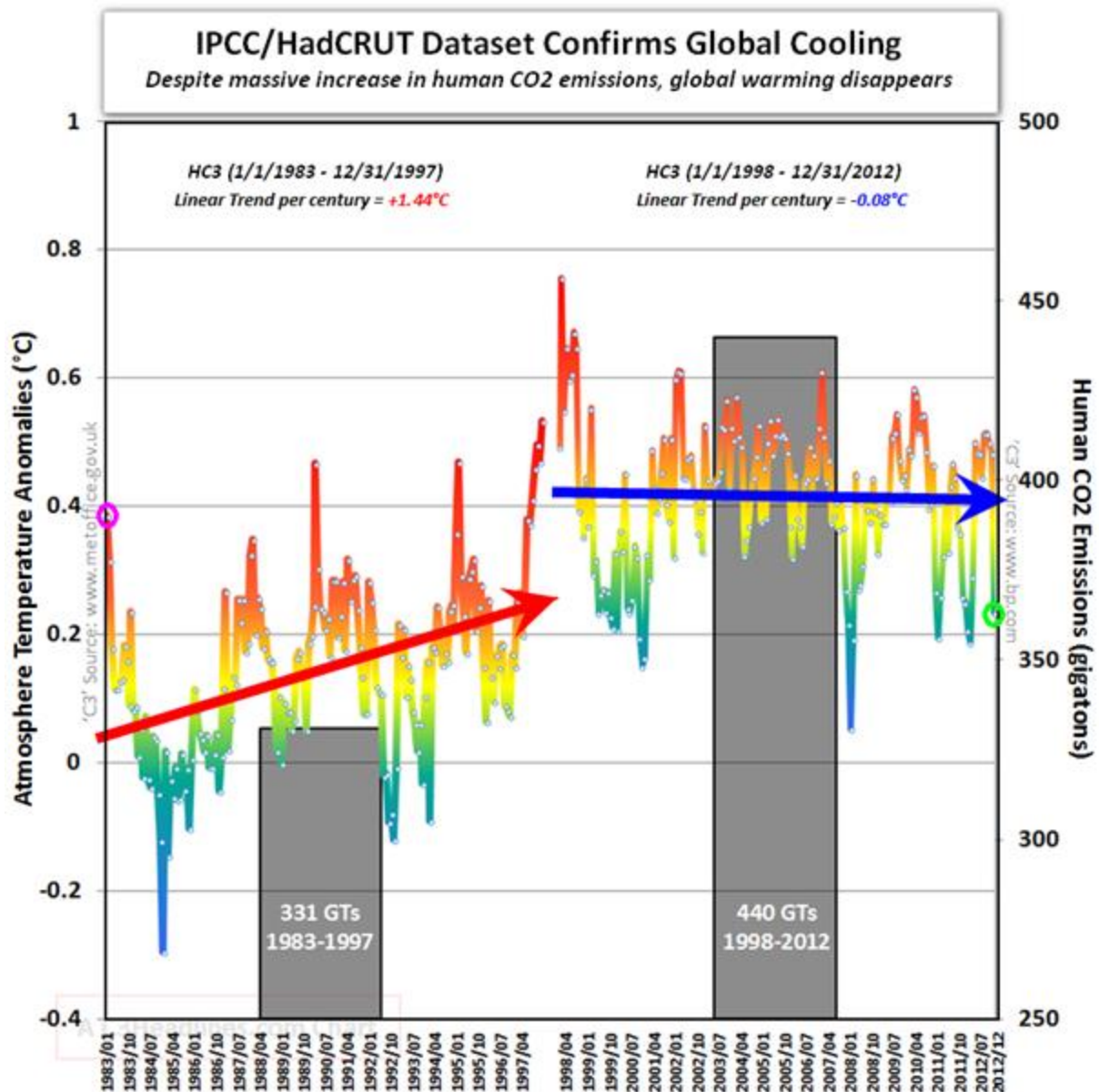
## Global Temperature & CO2 Changes By Decade: 1890-2009



The above represents absolute global (NCDC) temperature change by decade and the per cent change (green bars) of atmospheric CO2 levels (mean ppm). Although the last decade saw the largest change in CO2 levels, the global temperature change (warming) was not exceptional. This decadal data does not support a strong causation relationship between changes in CO2 levels and temperature changes.

The final graph breaks out Man's CO<sub>2</sub> from the rest of the natural CO<sub>2</sub> and compares its effect on global temperatures in the 14 years either side of 1998 when the multi-decade warming period changed to a cooling period.

Although there was a 33% increase in Man's CO<sub>2</sub> after 1998 there was a slight cooling period with a linear cooling trend of -0.08C per century. In contrast, using much less of Man's CO<sub>2</sub> in the period before 1998, we saw a linear warming trend of +1.44C per century. This, again, shows that there is no correlation between the two variables; temperature and CO<sub>2</sub> concentrations.



*(For those who are over impressed that Man could put either 331 or 440 billion tonnes of CO<sub>2</sub> into the atmosphere you should remember that the weight of the atmosphere is 5 quadrillion tonnes. This means that 331 or 440 billion tonnes are only 0.000067% and 0.000088% of the atmosphere and all this CO<sub>2</sub> has been/will be absorbed, within 5-10 years, back into the World's ecosystem.)*

### **Greens' Reaction to the Hiatus**

With the scientific basis of the Greens' man-made catastrophic global falsified, how have the Greens reacted? In two broad ways – none of which was unexpected.

First, they have redefined natural warming as the new man-made catastrophic global warming. Rather than have its theory prove itself by differentiating itself from natural warming, it has morphed into natural warming.

This was an obvious tactic, as the Greens have refused to identify the difference between natural and man made for more than thirty years. This has

allowed them to blame Man for natural events and a natural climate when there has been no accelerated global warming.

Second, they are now ignoring their own scientists and ramping up their fear and emotion campaign about man-made catastrophic global warming that no longer has any semblance of a scientific basis.

For example, look at the following quotes from the Head of the IPCC, and our own Australian Climate Commission.

#### **IPCC's Quotes:**

*"THE UN's climate change chief, Rajendra Pachauri, has acknowledged a 17-year pause in global temperature rises, confirmed recently by Britain's Met Office, but said it would need to last "30 to 40 years at least" to break the long-term global warming trend."*

*"He said that it would be 30 to 40 years "at least" before it was possible to say that the long-term upward trend in global temperatures had been broken. "If you have five or 10 years when you don't have the same trend, that doesn't necessarily mean that you are deviating from the trend - you are still around the trend."*

#### **Climate Commission Quotes:**

*"The underlying greenhouse gas-driven warming trend continues unabated; it has simply been masked by the shorter-term effects of natural variability."*

*"...there has been some discussion in the scientific community recently about the so-called 'plateau' in the surface air temperature trend over the last 10-15 years, as shown in Figure 9. Occasional plateaus of this type are very much expected in a warming world, and decade-long pauses in warming can occur in the long-term rising temperature trend."*

You can detect the morphing from accelerated catastrophic warming into a description on natural warming, by comparing the language used by the Greens in pre, and post 1998 discussions.

In pre 1998 discussions, the Greens talked of a dominating warming trend that was accelerating. In the first figure above, this description is represented as a rising curved pink shaded area leading to large temperature increases. The warming trend was dominant (not an underlying trend) because, with increasing CO<sub>2</sub> concentrations, there would be no overlaying alternating warm and cool periods.

They predicted a continuous and accelerating warming period, with no cooling periods in the future.

In the post 1998 discussions, terms such as accelerating and dominating have been dropped. Now either underlying trends or long term trends are discussed. Overlaying these trends are alternating warming and cooling periods.

However, you will not hear the word "cooling". Cooling periods are now euphemistically called: "*break (in) the long-term global warming trend*", "*(not) have the same trend*", "*natural variability*", "*decade-long pauses*", or "*plateau*". To support the last

term “plateau”, the Greens have gone to extraordinary lengths to statistically change downward sloping cooling trends to level plateauing trends.

However, whatever language that is used, the post 1998 Greens are discussing alternating “somethings” overlaying an implied steady underlying warming trend. It does not take much to recognise the description of natural warming (the Null Hypothesis) which the Green theory predicted would not be seen in the future. There are several other points you should note in these comments.

Note that the Head of the IPCC knows full well that in “30-40 years” we will be back in a natural multi decade warming period. This is laying the ground work for an “I told you so” quip in the future. And of course, the long term trend he discusses is the natural underlying warming trend which will not go away for 100 years or more.

Note how the Climate Commission down plays the hiatus in warming. First, apparently there has **only** been “*some discussion in the scientific community on the so-called ‘plateau’*” rather than a decade of work resulting in the IPCC announcing that all of its six organisations measuring temperatures have agreed that global warming has stopped for 17-23 years and is not likely to start again for at least five to ten years. This is hardly a “*so-called ‘plateau’*”.

This is also coming from the IPCC, not just some areas of the scientific community. The Greens have always told us that the IPCC is “*the gold standard scientific organisation staffed with 2,500 consensus scientists*”(2). The Climate Commission implies this plateau talk has come from a couple of scientists gossiping over a cup of coffee. Are we to assume Australia’s best does not agree with the gold standard IPCC?

However, Australia’s best does tell us that unless we de-carbonise the World by 2050, there is a one in two chance that the human race will become extinct. Of course, they do not tell us how this will happen, but it does ‘ginger up’ the fear and emotion campaign.

Similarly, within days of hearing about the IPCC’s declaration about global warming stopping, the Climate Action Group directed over 300 Green groups around the World to ignore this and ramp up the fear and emotion campaign based on any notable event that could be blamed on global warming.

Also, a Green activist working on the IPCC’s Fifth Report to be released in 2014, was cheered and clapped by a Green audience when he told them that the Report would “*scare the living daylights out of anyone who read the Report*”. Apparently, this is a good thing when you have no science to support your campaign.

### **A Reality Check**

In conclusion, with the new catastrophic becoming the old natural warming, no longer accompanied by large temperature increases, one question needs to be asked.

*“Why we should be terrified by a temperature rise over a century that is measured in tenths of a degree, a rise over a decade (that we might remember) being measured*



*in hundredths of a degree, and a rise in one year being measured in thousandths of a degree, when we regularly see much bigger movements in temperatures on a daily or annual basis all around the World?"*

Remember this is so severe that the human species will become extinct!

**Note:**

- 1 The date and time chosen to release this information was deliberate. There was little media coverage as it was late on the day before Christmas.
- 2 As of Xmas 2019, global warming had stopped for 24-30 years. That is for the whole life of all school students, half the life of their parents and one third of the life of their grandparents. Yet, during this period, we were being told that "*global warming is real, and it is accelerating*".
- 3 In a recent interview on "The Bolt Report", Kevin Rudd told us the IPCC has 4,000 scientists not 2,500. We can only assume that the additional 1,500 scientists is a slip of the tongue and not deceit.